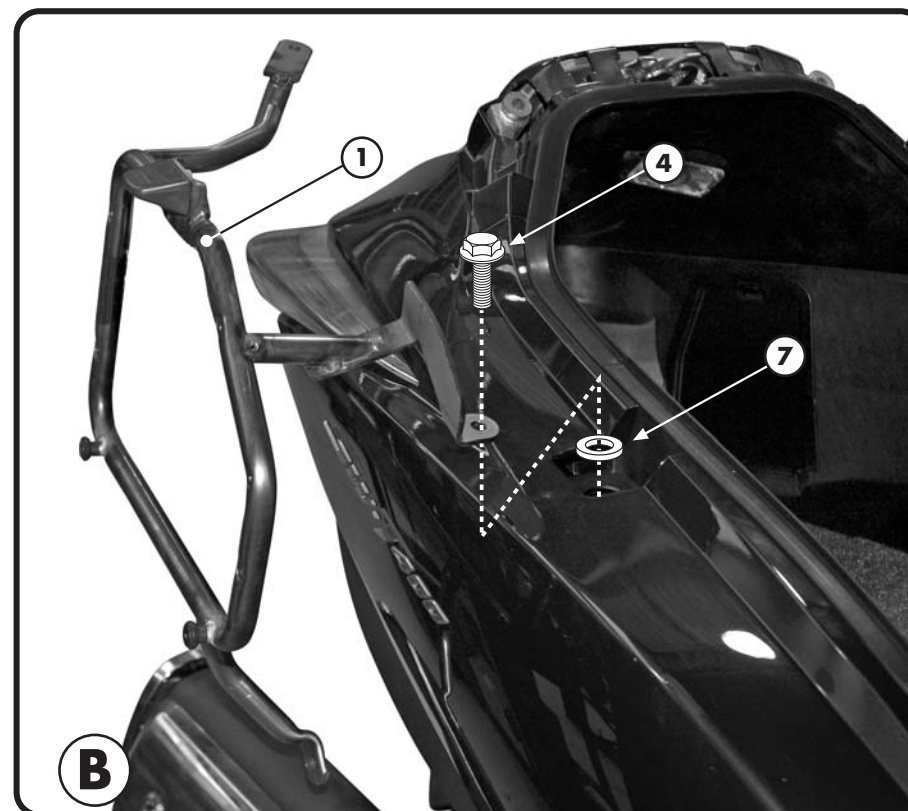

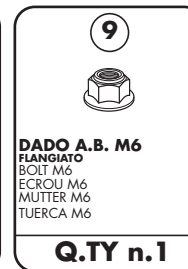
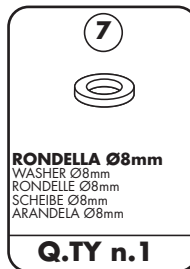
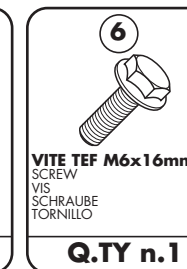
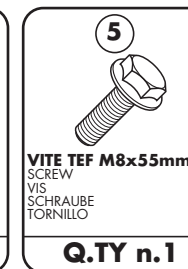
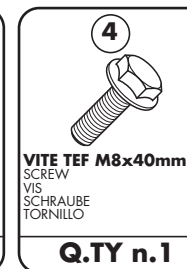
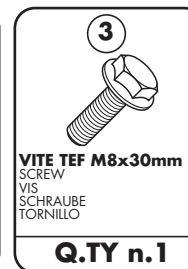
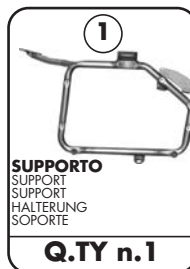


PORTAVALIGIE LATERALE SPECIFICO - SPECIFIC TUBULAR SIDE-CASE HOLDER
 PORTE-VAISES LATÉRAUX SPÉCIFIQUE - SPEZIFISCHES STAHLROHR-SEITENTRÄGER
 PORTA MALETAS LATERALES ESPECÍFICO

HONDA SW-T400 2009 SILVER WING 400/600 '02-'09

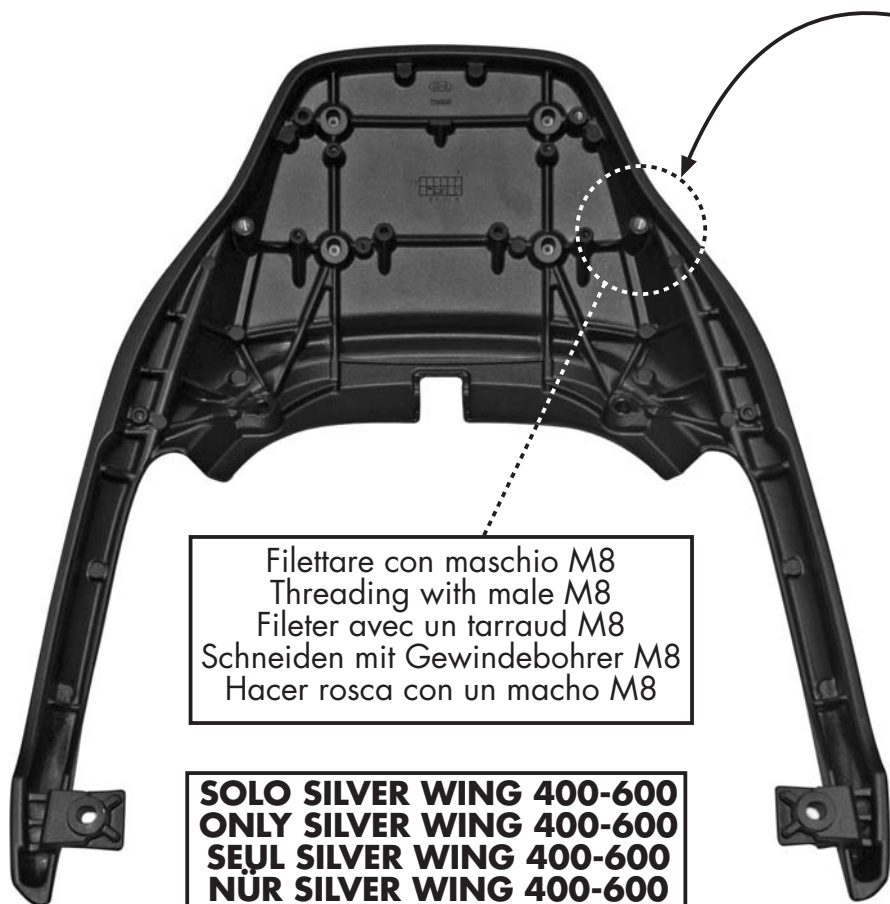
ISTRUZIONI DI MONTAGGIO - MOUNTING INSTRUCTIONS
 INSTRUCTIONS DE MONTAGE - BAUANLEITUNG - INSTRUCCIONES DE MONTAJE



PORTAVALIGIE LATERALE SPECIFICO - SPECIFIC TUBULAR SIDE-CASE HOLDER
 PORTE-VAISES LATÉRAUX SPÉCIFIQUE - SPEZIFISCHES STAHLROHR-SEITENTRÄGER
 PORTA MALETAS LATERALES ESPECÍFICO

HONDA SW-T400 2009 SILVER WING 400/600 '02-'09

ISTRUZIONI DI MONTAGGIO - MOUNTING INSTRUCTIONS
 INSTRUCCIONES DE MONTAJE - BAUANLEITUNG - INSTRUCCIONES DE MONTAJE



Filettare con maschio M8
 Threading with male M8
 Fileter avec un taraud M8
 Schneiden mit Gewindebohrer M8
 Hacer rosca con un macho M8

SOLO SILVER WING 400-600
ONLY SILVER WING 400-600
SEUL SILVER WING 400-600
NUR SILVER WING 400-600
SOLO SILVER WING 400-600

D

